

All set to change: challenging traditional practice in library design



There's a place you can go to where ...
you can consult the wisest people
you can listen to the dead speak
you can keep up to date with current trends
and you can learn to fix your dripping tap
you can pop in for a minute or stay as long as you like
you can connect with everyone in your community without meeting them
you can ask questions about any topic in the world and get them answered
you can find people like you
you can browse, dream, relax, learn, chat, study or just sit
no-one will ever ask what you're doing there
it's open every day and easy to get to
and it's all free

Audit your physical environment

- Stand at the entrance and check first impressions
- Remove visible work processes
- Declutter
- Make books to tempt the first thing patrons see

First impression



Too many signs





What values are expressed?

- You must fit in with our systems
- It's just the same as last time you visited – nothing changes
- We're not quite sure what's important – we do a bit of everything

What is your first message?



Welcome to Deanshanger Library



Typical library entrance



Same library after refurbishment



Whose space is this?



First impression before



And after



Best areas in libraries

New and refurbished libraries offer:

- Attractive lounge and café spaces
- Innovative collaborative study areas
- Fab labs and makerspaces
- Business hubs and wellbeing centres
- But what about the shelving?

Conventional layout – the tombstone approach



Illuminated tombstones



Mini tombstones



Decorated tombstones



Great building but still tombstones



Conventional layout – the corridor approach




This is children's



How long have you got?



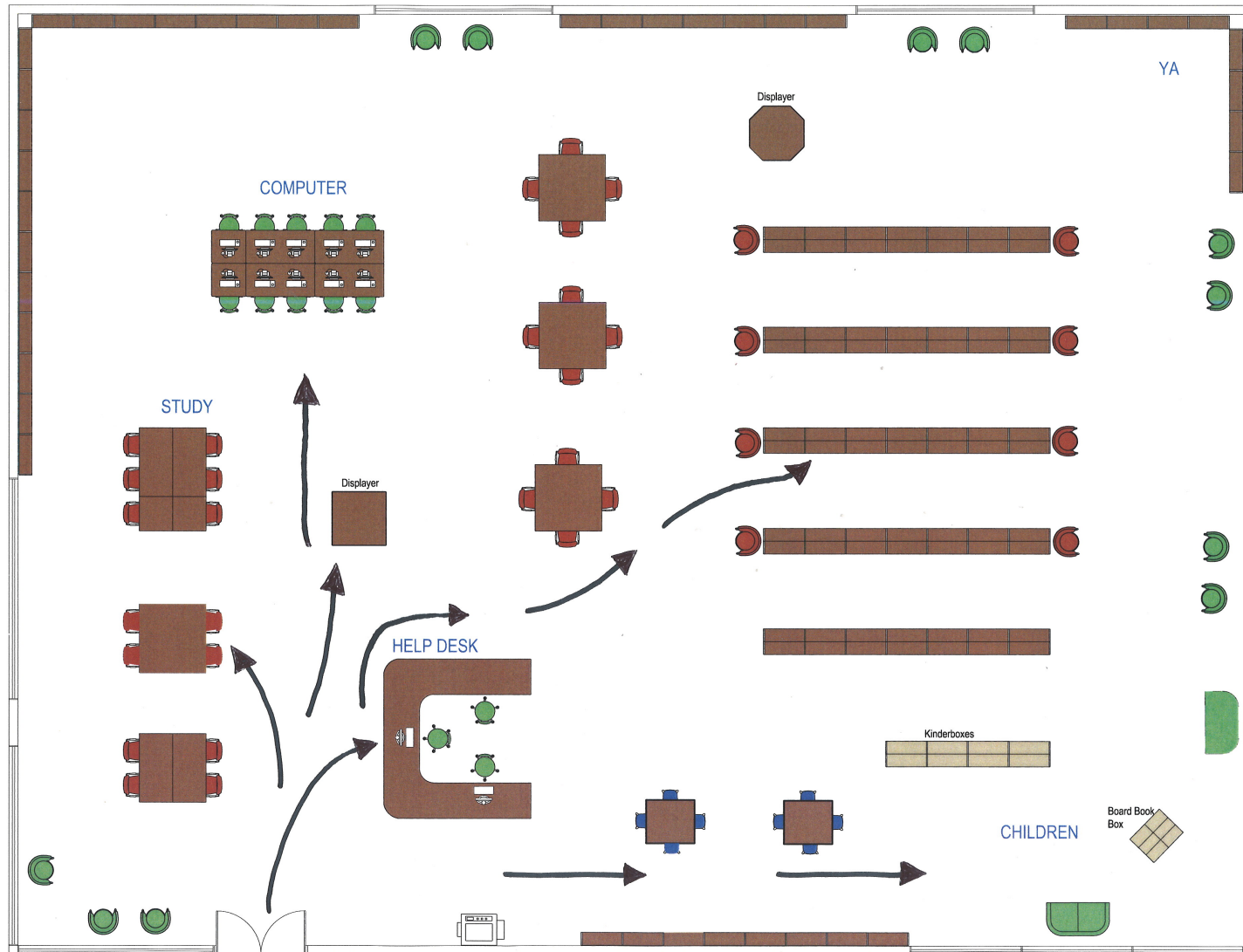
Conventional layout



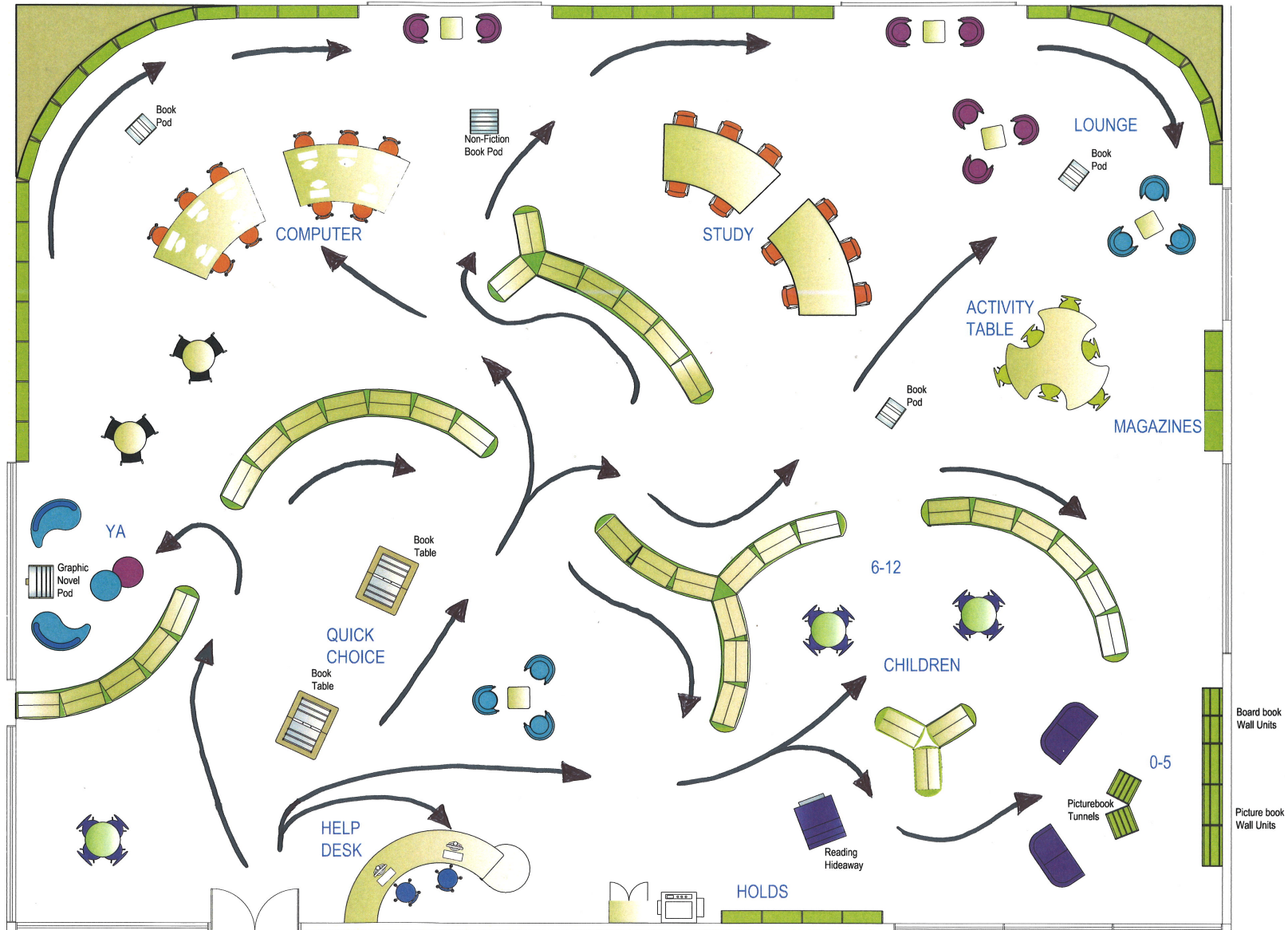
Discovery layout



Conventional layout patron flow



Discovery layout patron flow



Exactly the same amount of furniture

